

---

Thursday, 19 August 2021

---

*Te Hui o Te Kaunihera ā-Rohe o Heretaunga*

**Hastings District Council**

**Council Meeting**

*Kaupapataka*

# Attachments – Volume 3

---

*Te Rā Hui:*  
Meeting date: **Thursday, 19 August 2021**

---

*Te Wā:*  
Time: **1.00pm**

---

*Te Wāhi:*  
Venue: **Council Chamber  
Ground Floor  
Civic Administration Building  
Lyndon Road East  
Hastings**

---

**Watch Council meetings  
streamed live on our website  
[www.hastingsdc.govt.nz](http://www.hastingsdc.govt.nz)**

**HASTINGS DISTRICT COUNCIL**  
207 Lyndon Road East, Hastings 4122 | Private Bag 9002, Hastings 4156  
Phone **06 871 5000** | [www.hastingsdc.govt.nz](http://www.hastingsdc.govt.nz)  
**TE KAUNIHĒRA Ā-ROHE O HERETAUNGA**

ITEM	SUBJECT	PAGE
<b>7.</b>	<b>REPRESENTATION REVIEW 2021/22</b>	
Attachment 1:	Appendix A - HDC 2021 Representation Review Survey	3
Attachment 2:	Appendix B - 2021 Representation Review Pre-Engagement Survey Results - Dashboard	7



# REPRESENTATION REVIEW PRE-ENGAGEMENT Tell us your views



## WHAT IS IT ALL ABOUT?

As a local authority, Hastings District Council is required to review how you are represented around the Council table at least once every six years.

We last held a representation review in 2018. The Council decision to introduce Māori wards earlier this year means we are required to do another review in 2021. The outcome of this will apply to the 2022 and 2025 local elections.

Council is required to decide on an initial proposal by 31 August. You can help us shape that. We will publicly notify this proposal no later than 8 September, and then formally consult on it.

We need to make these decisions:

- How many councillors there should be on Council
- Whether councillors should be elected by ward, or a combination of by ward and across the whole district (at large), and the names of the wards.
- Whether or not to have any community boards, and if so, the number, boundaries and names of the boards, and the number of members for each board.

## We welcome your input on these issues

- Come to a public meeting at 6pm on Monday 2 August in the Council Chambers on 207 Lyndon Rd, Hastings (this will also be livestreamed)
- Visit Customer Service Centre on 207 Lyndon Road East, Hastings, or Hastings, Havelock North and Flaxmere libraries, fill out the form and drop it in the box
- Visit [www.myvoicemychoice.co.nz](http://www.myvoicemychoice.co.nz)

More online at [www.hastingsdc.govt.nz/representation](http://www.hastingsdc.govt.nz/representation) or you can email Vicki Rusbatch at [vickir@hdc.govt.nz](mailto:vickir@hdc.govt.nz)

## CURRENT REPRESENTATION ARRANGEMENTS

Council currently has a mayor and 14 councillors. The mayor is elected at large (across the whole district), while the councillors are elected by electors of their ward only. These wards reflect Hastings district's distinct communities of interest identified in the 2018 representation review.

The current wards are:

Mōhaka	1 councillor
Kahurānaki	1 councillor
Hastings/Havelock North	8 councillors
Flaxmere	2 councillors
Heretaunga	2 councillors

Hastings district has one community board for the rural area covering the Mōhaka and Kahurānaki wards. Council appoints the councillors for Kahurānaki and Mōhaka wards to the Board. The Hastings District Rural Community Board is divided up into four electoral subdivisions, which are:

Kaweka	1 member
Tutira	1 member
Maraekākaho	1 member
Poukawa	1 member

## COMMUNITIES OF INTEREST

Council needs to ensure its representation structure provides fair and effective representation for individuals and communities.

We want to know what communities of interest you think exist in Hastings district. Factors that may define a community of interest include:

- Geographical features
- Economic activities
- Shared facilities and services
- Distinctive history
- Transport routes
- Community activities and focal points
- The rohe or takiwā of local iwi.

Any or all of these may produce a sense of community identity.

What communities of interest do you think make up the Hastings district?

## REPRESENTATION REVIEW TIMELINE

- Pre-engagement community survey  
24 July – 9 August
- Community meeting  
2 August, 6pm
- Council decides on initial proposal  
Statutory deadline: 31 August  
Target date: 19 August
- Public notification of initial proposal  
Target date: 23 August
- Formal consultation  
Target dates: 23 August – 24 September
- Public hearing and Council decides on final proposal  
Target date: 14 October
- Public notification of final proposal  
Target date: 19 October

## METHOD OF ELECTING COUNCILLORS

The mayor is elected at large (across the whole district) and councillors are currently elected by ward.

Council can choose to have councillors elected by either:

- a ward system, or
- a combination of at large and wards\*

*\*as Council has decided to have a Māori ward or wards, it cannot elect all councillors at large it must have at least one General electoral ward.*

In a ward system, voters may only vote for candidates standing for the ward they live in/qualify to vote in. This system ensures each of the different communities of interest in Hastings district have guaranteed representation on Council.

A mixed system, where some councillors are elected from wards and some at large, can be seen to provide a balance between representation of district-wide interests and ward concerns.

How do you think councillors should be elected?

## WARD BOUNDARIES

If wards are retained, the number and boundaries of wards will need to be determined. In 2019 the current wards were deemed to best reflect communities of interest, but communities of interest may change over time.

The  $\pm 10\%$  "rule" is an important guide in assessing fair representation. This rule means the ratio of councillors to the electoral population in each ward should produce a variance of no more than  $\pm 10\%$ .

Any departure from the  $\pm 10\%$  "rule" must be specifically approved by the Local Government Commission.

If wards are retained, what changes (if any) do you think are needed to reflect communities of interest?

## NUMBER OF COUNCILLORS

The review has to determine the number of councillors required for the good governance and effective representation of the district. Under law, Council can have between five and 29 councillors plus the mayor.

In 2019, 14 was considered the right number of councillors to provide good governance, share the workload and provide effective representation. The community may have views on whether a smaller or larger number might produce better governance and representation.

Regardless of the number of councillors, the total amount paid to elected members overall does not significantly change. Under the current arrangements, the Remuneration Authority sets the total remuneration pool that is paid to the mayor and councillors. This would likely be divided among the councillors elected.

How many councillors do you think Council should have?

## MĀORI WARDS

Council has resolved to introduce Māori wards for the 2022 and 2025 elections, which means voters on the Māori electoral roll will vote for candidates standing in the Māori ward(s) while voters on the General electoral roll will vote for those standing in General wards. (All electors may vote for the mayor and any Council positions being elected at large).

The number of Māori ward members on Council is determined by a formula in the Local Electoral Act 2001 based on the total number of councillors elected from wards. For example:

TOTAL NUMBER OF COUNCILLORS ELECTED FROM WARDS	NUMBER OF MĀORI WARD MEMBERS
7-8	1
9-13	2
14-17	3

Council must now determine the number of Māori wards. If we have:

- One ward, then all voters on the Māori roll vote for candidates standing for that one ward
- More than one ward (separated geographically), then voters on the Māori roll vote for candidates standing in the ward they qualify to vote in.

Council wishes to hear from voters who are, intend to be, or will be eligible to be, on the Māori electoral roll, as to the preferred structure of Māori wards.

## COMMUNITY BOARDS

A community board is a separately elected body that works on local issues. Its powers and duties are mainly those that Council chooses to delegate to it.

Council has only one community board at present, to cover the rural area of the district (the Mōhaka and Kahurānaki wards). This board was created in response to representation concerns from the rural community following the local government amalgamation process in 1989.

The cost of running a community board is predominantly funded by the ratepayers in the area the board represents.

Do you think Hastings district should have community boards?

If it is decided Hastings district should have community boards, we need to determine the number of boards, their boundaries and the number of members. Community boards can have between four and 12 members. At least four must be elected members. The number of members appointed by Council must be less than half the total number of members.

Which communities should have a community board, and how many members should each board have?



## REPRESENTATION REVIEW QUESTIONNAIRE

Please complete this form and let us know your views on Hastings district's representation arrangements, then fold it down and put it in the submission boxes by 12pm, Monday 9 August 2021.

### Age:

- ☐ 18-24      ☐ 45-54      ☐ I'd rather not say  
☐ 25-34      ☐ 55-64  
☐ 35-44      ☐ 65+

### Gender (please tick one option):

- ☐ Man      ☐ Non-binary  
☐ Woman      ☐ I'd rather not say

### Which ethnicity do you identify with:

- ☐ Māori      ☐ Niuean  
☐ NZ European      ☐ Indian  
☐ Samoan      ☐ Other please state:  
☐ Cook Island Māori      .....  
☐ Tongan      ☐ I'd rather not say

### Which electoral roll are you on? (Please tick one option)

- ☐ General roll      ☐ Not registered  
☐ Māori roll      ☐ I'd rather not say  
☐ General roll but I'm eligible to be on the Māori roll

### Which part of Hastings district do you live in?

- ☐ Ākina      ☐ Mayfair  
☐ Camberley      ☐ Parkvale  
☐ Flaxmere      ☐ Raureka  
☐ Frimley      ☐ Saint Leonards  
☐ Hastings Central      ☐ Stortford Lodge  
☐ Havelock North      ☐ Tōmoana  
☐ Māhora      ☐ Twyford

### Settlements

- ☐ Bridge Pā      ☐ Rissington  
☐ Clive      ☐ Ruahāpia  
☐ Eskdale      ☐ Tāngoio  
☐ Haumoana      ☐ Te Awanga  
☐ Kererū      ☐ Te Hāroto  
☐ Kohupātiki      ☐ Te Haukē  
☐ Maraekākaho      ☐ Te Pōhue  
☐ Ocean Beach      ☐ Tūtira  
☐ Ōmāhu      ☐ Waimārama  
☐ Pakipaki      ☐ Waiohiki  
☐ Pakowhai      ☐ Waipātiki  
☐ Pātoka      ☐ Waipatū  
☐ Poukawa      ☐ Whakatū  
☐ Pukehāmoama      ☐ Whirinaki  
☐ Pukehou      ☐ Other – please state:  
☐ Puketapu      .....  
☐ Pūtōrino      .....  
☐ Raukawa

### Which ward do you live in? (Please tick one option)

- ☐ Mōhaka      ☐ Hastings-Havelock North  
☐ Kahurānaki      ☐ Don't know  
☐ Heretaunga  
☐ Flaxmere

### When you tell people where you are from, which of the below do you associate yourself with? (Please tick one option).

- ☐ The city or nearest city you live in  
☐ The settlement or suburb where you live  
☐ Some other way (please state):  
 .....



Which distinct communities do you think make up Hastings district?

.....

.....

.....

Do you think all parts of the district are equally represented by Council?

☐ Yes ☐ No ☐ Don't know

If you answered 'No', what areas do you think are under/over represented and why?

.....

.....

How do you think councillors should be elected?

☐ By ward ☐ No preference  
☐ A mix of ward and at large ☐ Don't know

Why did you choose this option?

.....

.....

If wards are retained, what changes (if any) to ward boundaries or numbers do you think are needed to reflect communities of interest?

.....

.....

Council has resolved to introduce Māori wards for the 2022 and 2025 elections.

The number of Māori ward councillors on Council is determined by a formula in the Local Electoral Act 2001 and cannot be changed by Council.

Council must determine the number of Māori wards those councillors are elected from.

If you are, intend to be, or will be eligible to be on the Māori electoral roll: do you think Council should have one or more than one geographical Māori ward?

☐ One Māori ward, which all Māori ward councillors are elected from  
☐ More than one Māori ward (separated geographically), with voters electing Māori ward councillors from the ward or wards they qualify to vote in.

Hastings District Council has 14 councillors and a mayor.

Council is considering how many councillors there should be. Note: the Remuneration Authority sets the mayor and councillors' total remuneration pool, which is likely divided among the councillors elected. Therefore the total number of councillors does not change the overall cost.

Please tick your preferred option below:

☐ Council should have more councillors ☐ Council should have fewer councillors  
☐ Status quo ☐ I don't know

Please comment below:

.....

.....

Do you think Hastings district should have community boards?

☐ Yes ☐ No

Which communities should have a community board and how many members should each boards have?

.....

If you wish to receive updates about the representation review, please give your email address:

.....

THANK YOU FOR COMPLETING THIS FORM.



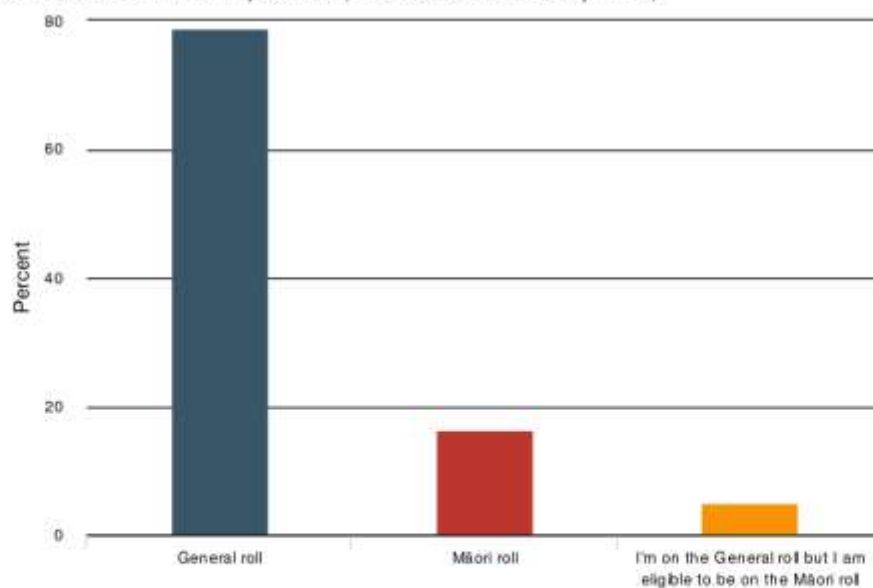


## Report for HDC - Representation Review 2021

### Response Counts



### 1. Which electoral roll are you on? (Please select one option.)



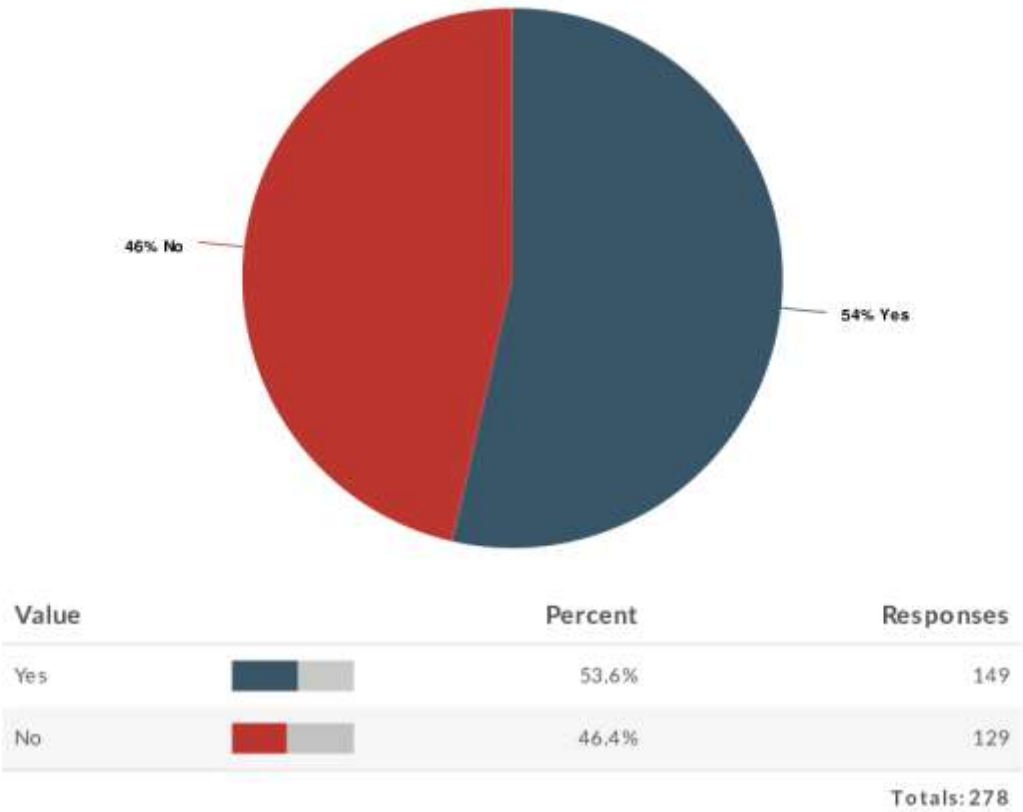


Value		Percent	Responses
General roll		78.8%	308
Māori roll		16.4%	64
I'm on the General roll but I am eligible to be on the Māori roll		4.9%	19
Totals: 391			

2. Which distinct communities do you think make up Hastings district?



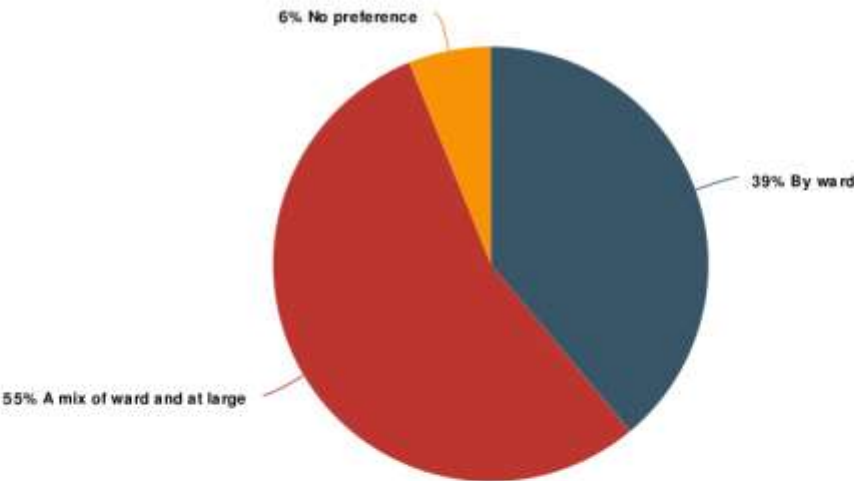
3. Do you think all parts of the district are equally represented by Council?






4. If you answered 'No', what areas do you think are under/over represented and why?



5. How do you think councillors should be elected?



Value		Percent	Responses
By ward		39.0%	141
A mix of ward and at large		55.0%	199
No preference		6.1%	22
Totals: 362			

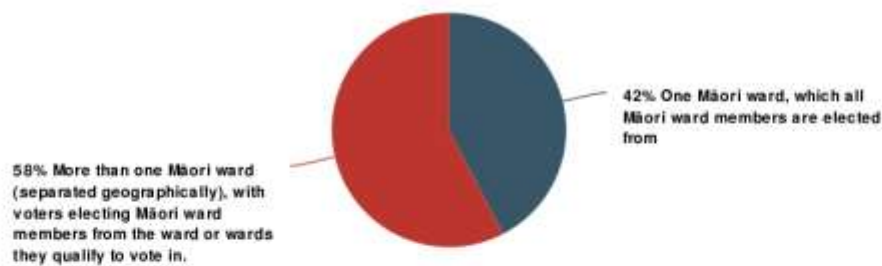
6. Why did you choose this option?





7. If wards are retained, what changes (if any) to ward boundaries or numbers do you think are needed to reflect communities of interest?



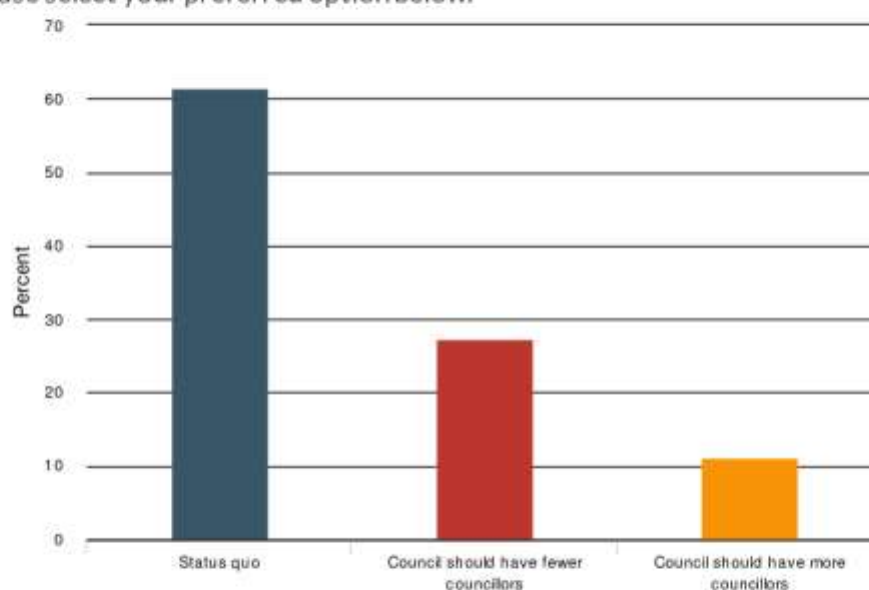
8. How do you think the Māori ward councillors should be elected?








Value		Percent	Responses
One Māori ward, which all Māori ward members are elected from		42.4%	28
More than one Māori ward (separated geographically), with voters electing Māori ward members from the ward or wards they qualify to vote in.		57.6%	38
Totals: 66			

9. Please select your preferred option below:

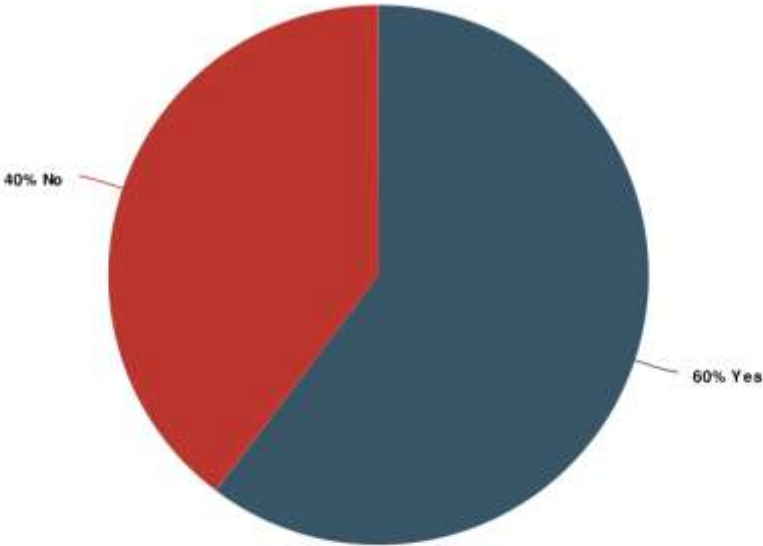


Value		Percent	Responses
Status quo		61.5%	198
Council should have fewer councillors		27.3%	88
Council should have more councillors		11.2%	36
Totals: 322			

10. Please comment below:

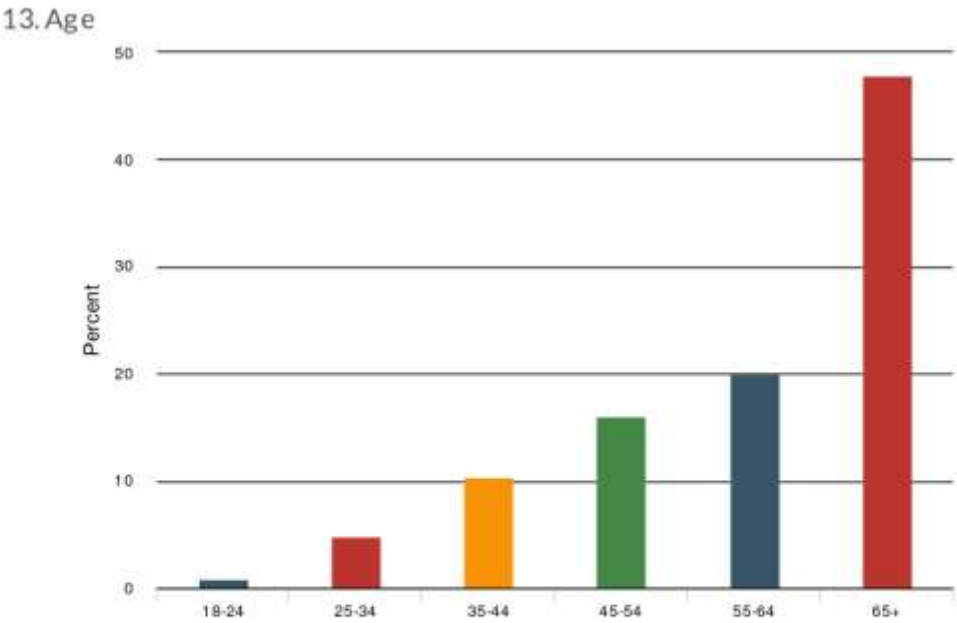








11. Do you think Hastings district should have community boards?



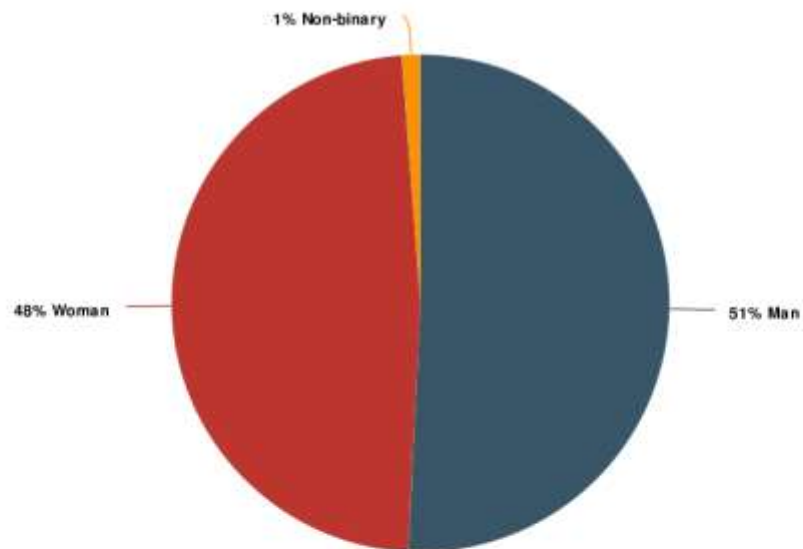
Value		Percent	Responses
Yes	<div><div></div></div>	60.3%	205
No	<div><div></div></div>	39.7%	135
Totals: 340			




12. Which communities should have a community board and how many members should each board have?



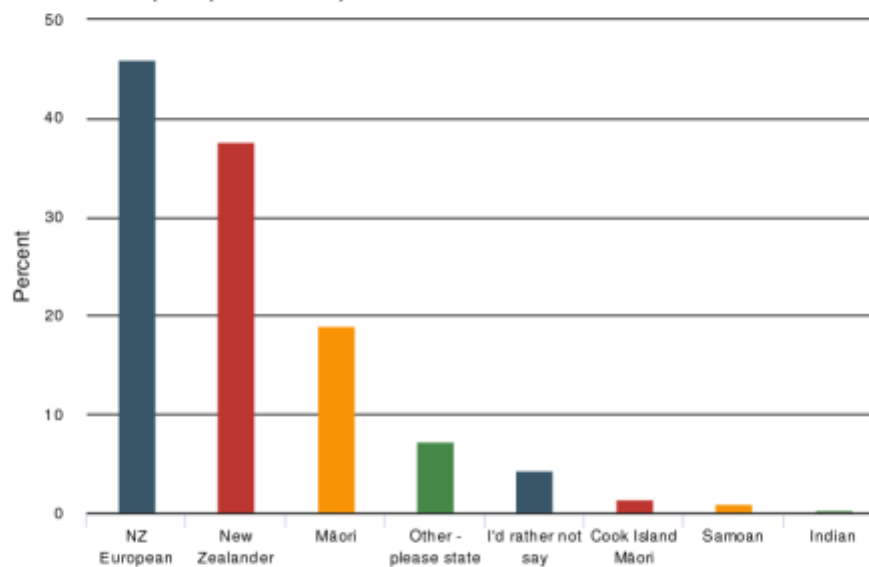
Value		Percent	Responses
18-24		0.9%	3
25-34		4.8%	16
35-44		10.3%	34
45-54		16.1%	53
55-64		20.0%	66
65+		47.9%	158
Totals: 330			

## 14. Gender (please select one option)














Value		Percent	Responses
Man		50.8%	167
Woman		48.0%	158
Non-binary		1.2%	4
Totals: 329			

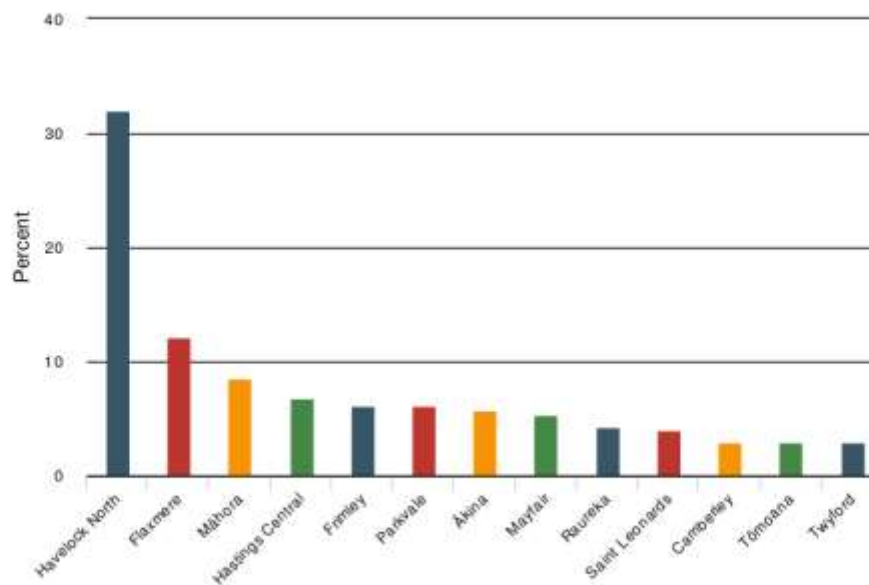
## 15. Which ethnicity do you identify with?



















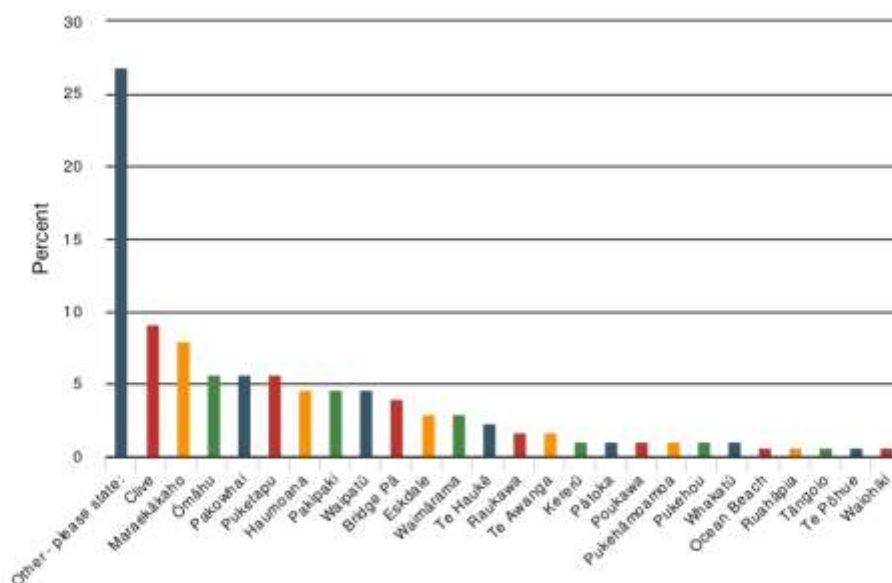
Value		Percent	Responses
NZ European		46.0%	160
New Zealander		37.6%	131
Māori		19.0%	66
Other - please state		7.2%	25
Id rather not say		4.3%	15
Cook Island Māori		1.4%	5
Samoan		0.9%	3
Indian		0.3%	1
Tongan		0.0%	0
Niuean		0.0%	0
Chinese		0.0%	0

### 16. Suburbs



Value		Percent	Responses
Havelock North		32.0%	89
Flaxmere		12.2%	34
Māhara		8.6%	24
Hastings Central		6.8%	19
Frimley		6.1%	17
Parkvale		6.1%	17
Ākina		5.8%	16
Mayfair		5.4%	15
Raureka		4.3%	12
Saint Leonards		4.0%	11
Camberley		2.9%	8
Tōmoana		2.9%	8
Twyford		2.9%	8
Stortford Lodge		0.0%	0
Totals: 278			

## 17. Settlements

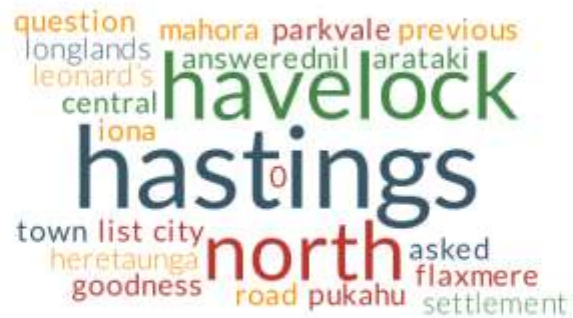


Value		Percent	Responses
Other - please state:	<div><div></div></div>	26.9%	47
Clive	<div><div></div></div>	9.1%	16
Maraekākaho	<div><div></div></div>	8.0%	14
Ōmāhu	<div><div></div></div>	5.7%	10
Pakowhai	<div><div></div></div>	5.7%	10
Puketapu	<div><div></div></div>	5.7%	10
Haumoana	<div><div></div></div>	4.6%	8
Pakipaki	<div><div></div></div>	4.6%	8
Waipatū	<div><div></div></div>	4.6%	8
Bridge Pā	<div><div></div></div>	4.0%	7
Eskdale	<div><div></div></div>	2.9%	5
Waimārama	<div><div></div></div>	2.9%	5

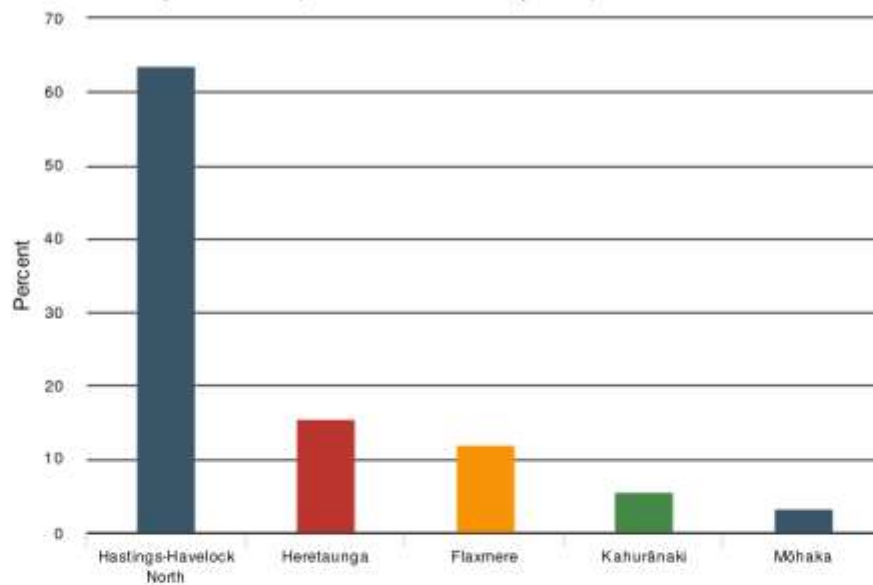
Totals: 175

Value		Percent	Responses
Te Haukē		2.3%	4
Raukawa		1.7%	3
Te Awanga		1.7%	3
Kererū		1.1%	2
Pātoka		1.1%	2
Poukawa		1.1%	2
Pukehāmoa		1.1%	2
Pukehou		1.1%	2
Whakatū		1.1%	2
Ocean Beach		0.6%	1
Ruahāpia		0.6%	1
Tāngōio		0.6%	1
Te Pōhue		0.6%	1
Waiohiki		0.6%	1
Kohupātiki		0.0%	0
Pūtōrino		0.0%	0
Rissington		0.0%	0
Te Hāroto		0.0%	0
Tūtira		0.0%	0
Waipātiki		0.0%	0
Whirinaki		0.0%	0
Totals: 175			

## 18. Other (please state)



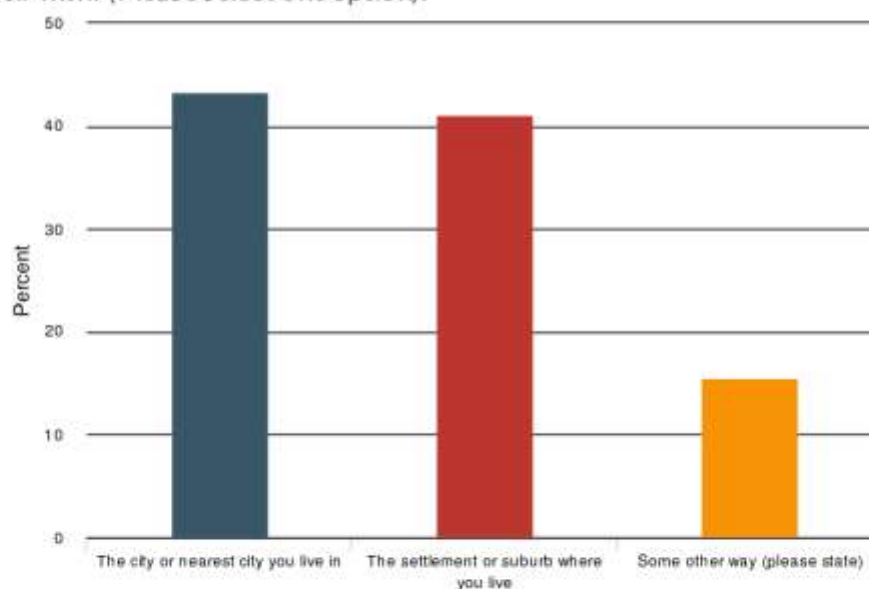
## 19. Which ward do you live in? (Please select one option.)





Value		Percent	Responses
Hastings-Havelock North		63.6%	185
Here taunga		15.5%	45
Flaxmere		12.0%	35
Kahurānaki		5.5%	16
Mōhaka		3.4%	10
Totals: 291			

20. When you tell people where you are from, which of the below do you associate yourself with? (Please select one option).



Value		Percent	Responses
The city or nearest city you live in		43.4%	148
The settlement or suburb where you live		41.1%	140
Some other way (please state)		15.5%	53
Totals: 341			

21. If you wish to receive updates about the representation review, please give your email address.